

# UNIVERSITY OF WASHINGTON MINIMAX PROGRAM

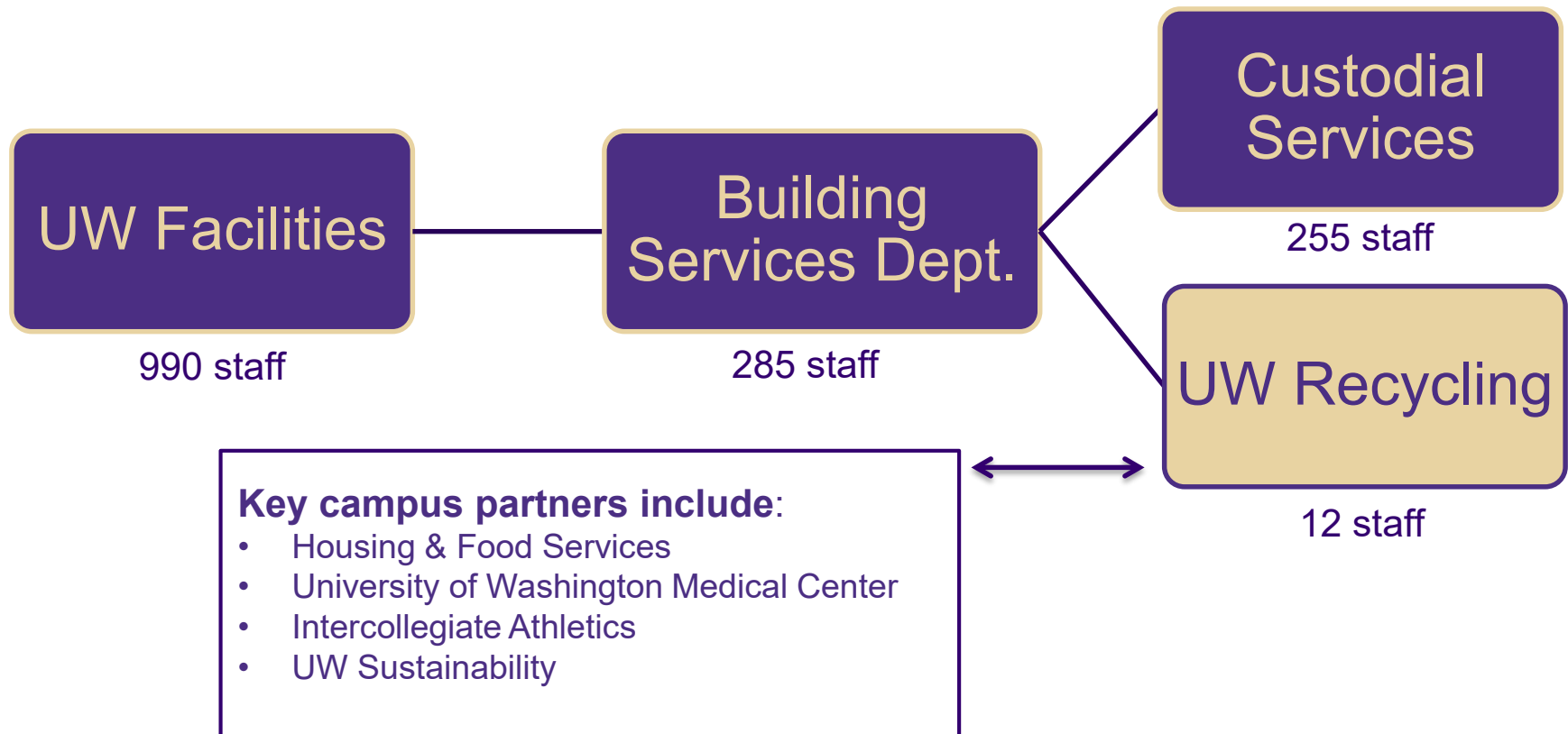
---

FEBRUARY 26, 2019



# THE UNIVERSITY OF WASHINGTON

## ORGANIZATION CHART



# WHAT IS MINIMAX?

MINIMIZE WASTE, MAXIMIZE RECYCLING

Custodial-serviced

Standalone garbage

Lined



Self-serviced

Big Recycling & Small Waste

Unlined



Mismatched



Streamlined



# WHAT IS MINIMAX?

MINIMIZE WASTE, MAXIMIZE RECYCLING

Garbage-centric




Diversion-centric



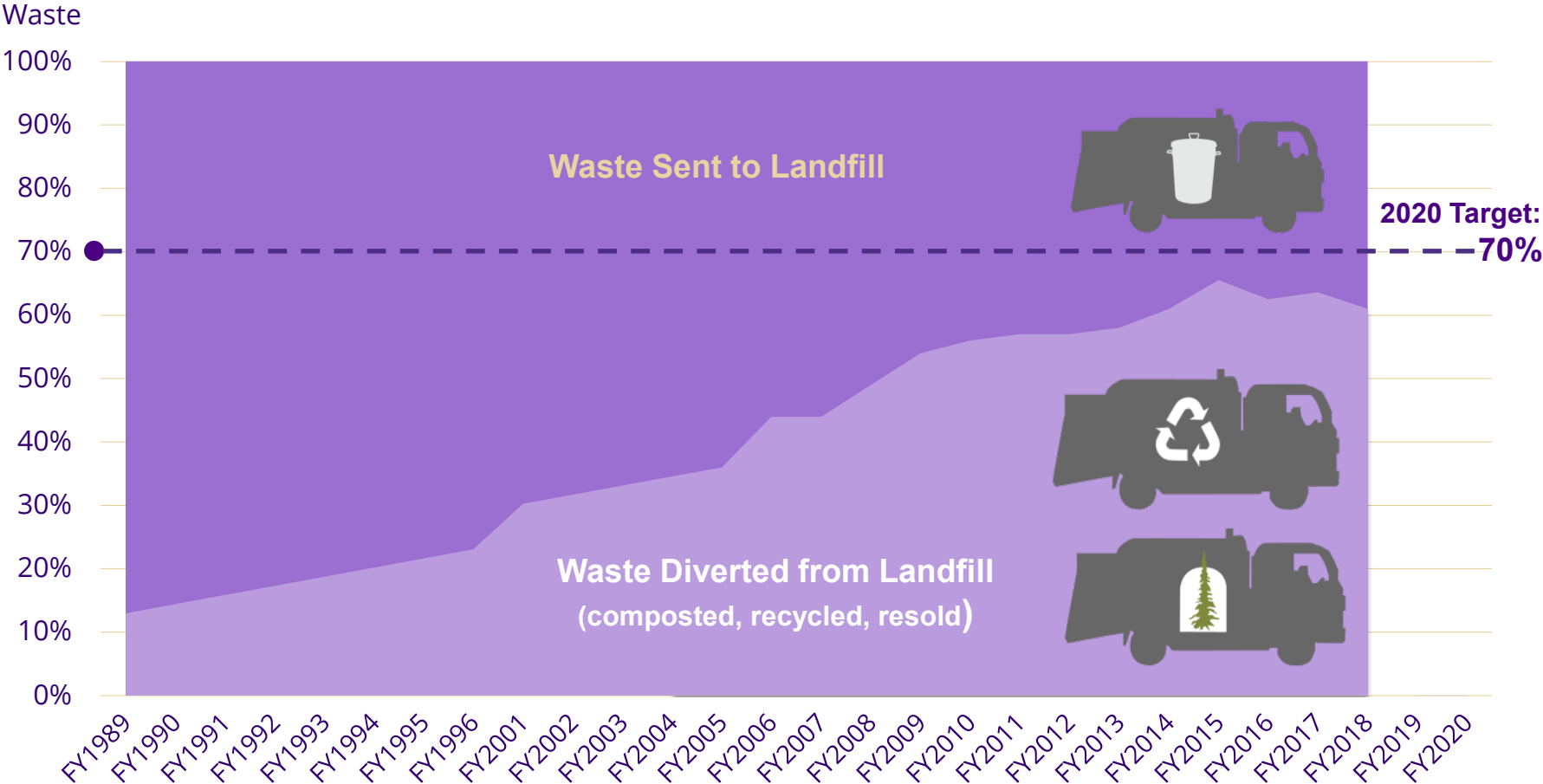
Garbage-only  
restrooms



Paper towel  
composting & small  
waste



# UW WASTE



# BUILD THE CASE

---



# UW WASTE COLLECTION

2005:  
Ordinance  
bans paper  
from landfill

2008:  
MiniMax Pilot

2010: MiniMax  
standard in new  
and renovated  
buildings

2013:  
Restroom  
paper towel  
compost pilot

2015:  
Ordinance  
bans food from  
landfill

2004: Pre-  
consumer food  
waste & coffee  
grounds  
collected

2006:  
Voluntary  
compost  
program

2009: Extended  
MiniMax  
to voluntary  
buildings

2011:  
Piloted  
public area  
compost

2013: UW  
Garbology  
Project

2018:  
MiniMax  
implemented  
100%

# UW GARBOLOGY PROJECT

---

## QUANTIFYING THE IMPACT

UW anthropology students held trash audits before / after MiniMax at Denny Hall:

- > **Increased Denny Hall's waste diversion by 10%**  
(42.6% to 52.5%)
- > **83 tons diverted annually**
- > **3.5% reduction in disposal cost**





# INSTITUTIONALIZED SUSTAINABILITY

---

- > Seattle ordinance SMC 21.36.082, “Commercial recycling required”
- > UW Executive Order 13, “Environmental Stewardship and Sustainability”
- > Enables custodial to provide quality spaces
- > Improves University health
- > Responds to TAP Survey



# IDENTIFYING SUPPORTERS

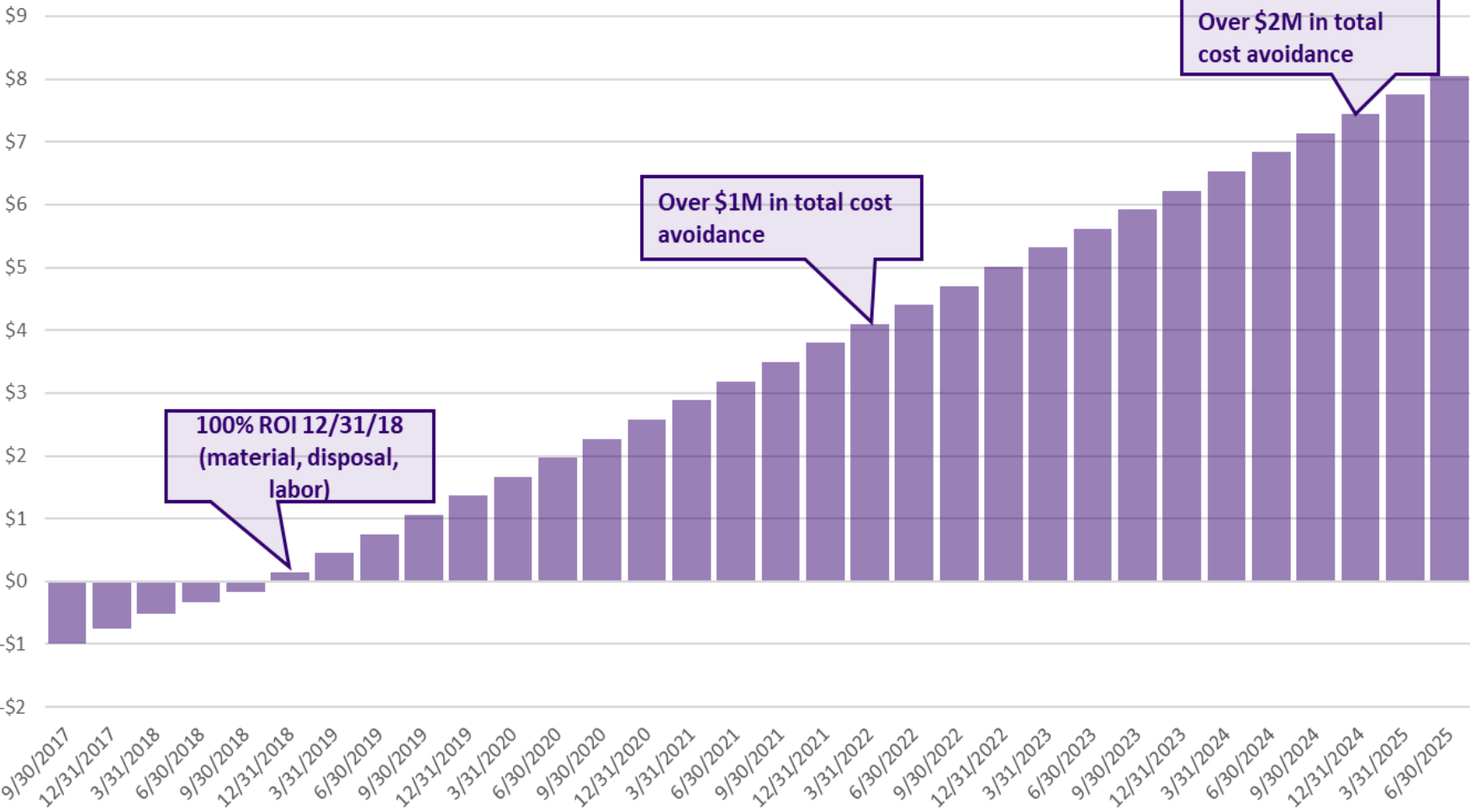
---

- > **Campus Committees**
  - Paper Reduction
  - UW Environmental Stewardship
- > **Campus Partners**
  - Housing & Food Services: Strive for Zero Waste
- > **Custodial Staff**
- > **UW Environmental Health & Safety**



# PROJECTED ROI

Return On Investment Per Dollar Spent - Over Time



# RESULTS

---



# **COST SAVINGS**

---

- > 3,175 desk-side bins upgraded
- > Eliminated purchase & disposal of 900,000 garbage liners

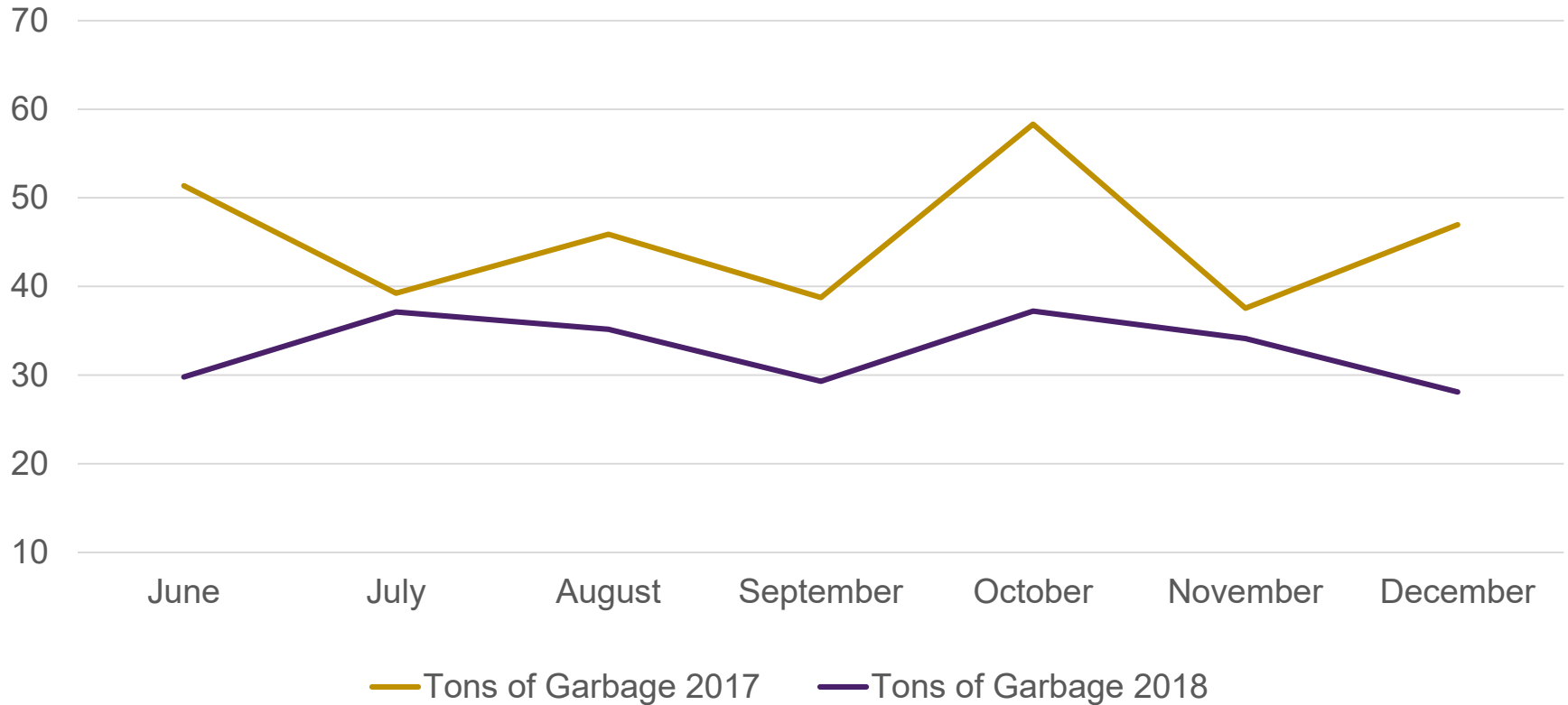
## **ESTIMATED SAVINGS:**

- > 10% waste diversion increase for each converted building
- > 320 tons of material diverted from the landfill annually
- > \$47,000 garbage disposal costs avoided annually
- > 60 custodial cleaning hours daily redirected to essential tasks



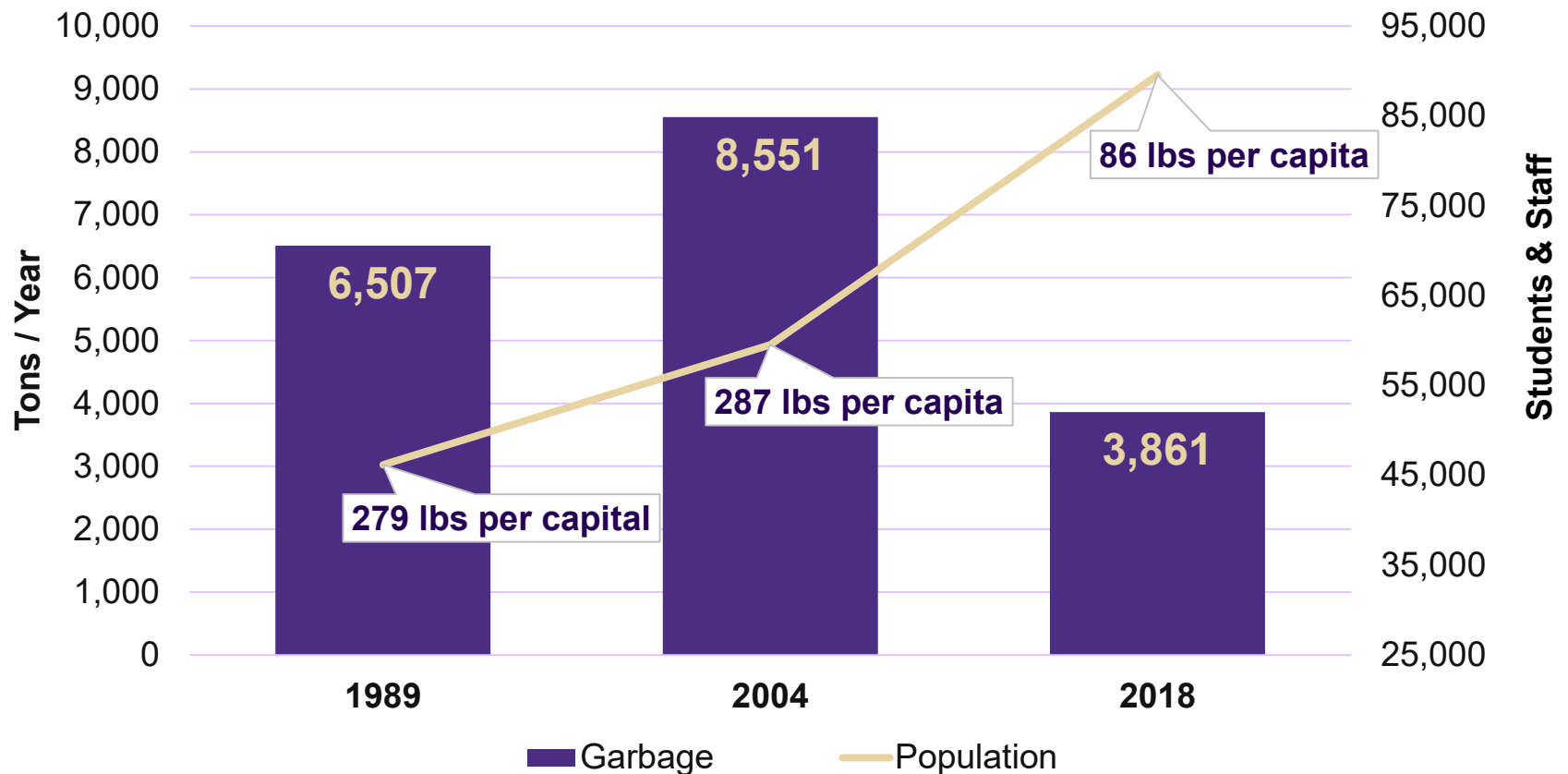
# DECREASED WASTE

## MONTHLY HSB GARBAGE COLLECTION



# DECREASED WASTE

## GARBAGE DISPOSAL



# LESSONS LEARNED

---



# LESSONS LEARNED

---

- > Pilot programs work — start small, think big!
- > Study quantifiable impact & share results
- > Build network of support
- > Seize the opportunity!
- > Be patient & flexible

# THANK YOU

---

**Erica Bartlett**

(206) 685-2811

ericab8@uw.edu

**Liz Gignilliat**

(206) 685-2811

lizg9@uw.edu